

SNOOP 4  
TREE SPIKE

TREE SPIKE LUMINAIRE



- Compatible with 100CLO, 100CLE and 100PLE series LED modules
- Colour temperature options: 2700K, 3000K, 3500K, 4000K, 5000K, WARM DIM, flexiK
- Colour rendering index: 85 or 95
- Up to 50,000 hours L80 lamp life with LM80 tested LED chip packages
- Beam pattern options: 12°, 20°, 35°, 60° (depending on LED module)
- Luminous flux: 1063lm to 3000lm (depending on LED module)
- Supplied with non-dimmable or phase/0-10V/DALI dimmable LED driver
- Angle bracket adjustment -90° to +90°
- IP66 IK08
- ATePS™ Automated Thermal Protection System
- ComfyEYE, reduced flicker percentage
- Interchangeable LED module system
- Optional linear spread lens, colour, light effect filters and honeycomb anti-glare louvre



The information above is at nominal values accuracy of +/-7%.

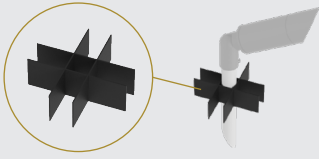
FIXTURE COLOUR OPTIONS

- Matt Grey
- Matt Black

REFLECTOR COLOUR OPTIONS

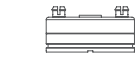
- Matt Grey
- Matt Black

STABILISER INCLUDED



AVAILABLE OPTIONS

LED MODULE

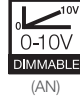


100CLO/100CLE/100PLE

TEMPERATURE



DRIVER



ACCESSORIES



BEAM ANGLE

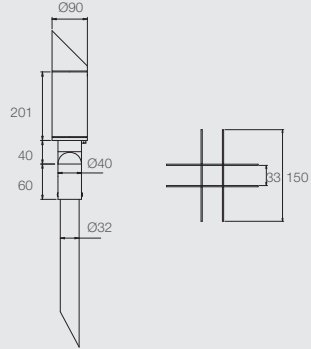
SINGLE CCT  
100 CLO / 100 CLE / 100PLE  
12° 20° 35° 60°



tuneWHITE™  
100 PLE  
20° 35° 60°



DIMENSIONS (MM)



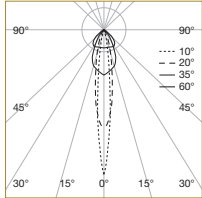
\*Displayed height measurements are for highest point of tilting.

PHOTOMETRICS

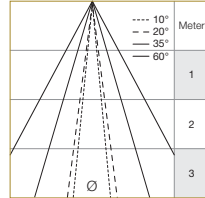
# SNOOP TREE SPIKE

## 50 NEST

POLAR DIAGRAM



CONE DIAGRAM



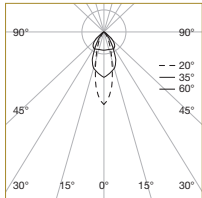
Ø = DIAMETER

	Emax (lx)			
	10°	20°	35°	60°
E (0°)	5675	5217	2374	822
Cone DØ (m)	0.19	0.26	0.58	1.09
E (0°)	1418.75	1304.25	593.5	205.5
Cone DØ (m)	0.38	0.52	1.16	2.18
E (0°)	631	580	264	91
Cone DØ (m)	0.57	0.78	1.74	3.27

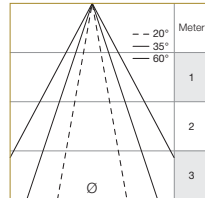
Correction Factor : 35N - f = 0.79

## 50 NEST WARM DIM

POLAR DIAGRAM



CONE DIAGRAM



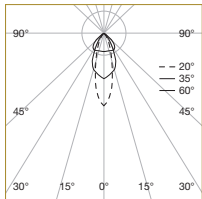
Ø = DIAMETER

	Emax (lx)			
	10°	20°	35°	60°
E (0°)	3178	1785	1050	364
Cone DØ (m)	0.19	0.35	0.58	1.09
E (0°)	794.5	446.25	262.5	91
Cone DØ (m)	0.38	0.70	1.16	2.18
E (0°)	353	198	117	40
Cone DØ (m)	0.57	1.05	1.74	3.27

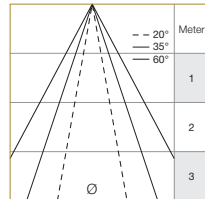
Correction Factor : 35N - f = 0.74

## 50 NEST tuneWHITE™

POLAR DIAGRAM



CONE DIAGRAM

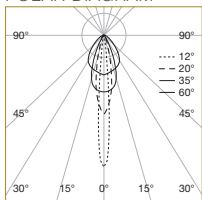


Ø = DIAMETER

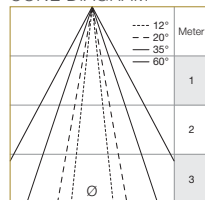
	Emax (lx)		
	20°	35°	60°
E (0°)	2550	1499	519
Cone DØ (m)	0.35	0.58	1.09
E (0°)	637.5	374.75	129.75
Cone DØ (m)	0.70	1.16	2.18
E (0°)	283	167	58
Cone DØ (m)	1.05	1.74	3.27

## 100 PRO

POLAR DIAGRAM



CONE DIAGRAM



Ø = DIAMETER

	Emax (lx)			
	12°	20°	35°	60°
E (0°)	27565	10467	5990	1592
Cone DØ (m)	0.22	0.39	0.64	0.95
E (0°)	6891.25	2616.75	1497.5	398
Cone DØ (m)	0.44	0.78	1.28	1.90
E (0°)	3063	1163	666	177
Cone DØ (m)	0.66	1.17	1.92	2.85

Correction Factor : 100C - f = 0.68  
100C.LO - f = 0.5

# SNOOP TREE SPIKE

## ORDERING MATRIX CHART

FIXTURE					SINGLE CCT LED MODULE				DRIVER
Type	IP	Colour	Reflector Color	Accessories	LED Power	Beam Angle	Colour Temp	CRI	Dimming
<b>SNOOP-3TS</b>	—	—	—	—	—	—	—	—	—
	<b>IP</b> IP66	<b>GR</b> Matt Grey	<b>GR</b> Matt Grey	<b>AGL</b> Anti-Glare Louvre	<b>35N</b> 6W	<b>10</b> 10°	<b>27</b> 2700K	Standard	<b>PH</b> Phase
		<b>MB</b> Matt Black	<b>MB</b> Matt Black	<b>SL</b> Soft Lens	<b>50N</b> 7.5W	<b>20</b> 20°	<b>30</b> 3000K	<b>PA</b> ProART	<b>AN</b> 0-10V
				<b>LSL</b> Linear Spread Lens		<b>35</b> 35°	<b>35</b> 3500K		<b>DA</b> DALI

Snoop outdoor series will ship at IP66 by default.

		<b>60</b> 60°	<b>40</b> 4000K		
		<b>50</b> 5000K			

WARM DIM LED MODULE				DRIVER
<b>35N</b> 6W	<b>10</b> 10°	<b>WD</b> WARM DIM	<b>PA</b> ProART	<b>PH</b> Phase
<b>50N</b> 7.5W	<b>20</b> 20°			<b>AN</b> 0-10V
	<b>35</b> 35°			<b>DA</b> DALI

tuneWHITE™ LED MODULE				DRIVER
<b>50N</b> 7.5W	<b>20</b> 20°	<b>TW18</b> tuneWHITE™ 1800K-4000K	<b>PA</b> ProART	<b>DA</b> DALI
	<b>35</b> 35°	<b>TW27</b> tuneWHITE™ 2700K-6500K		
	<b>60</b> 60°			

flexiK LED MODULE				DRIVER
<b>50N</b> 7.5W	<b>20</b> 20°	<b>FK##</b> flexiK	<b>PA</b> ProART	<b>DA</b> DALI
	<b>35</b> 35°			
	<b>60</b> 60°			

example: SNOOP-3TS.IP.GR.GR.AGL.50N.35.27.PH

\*Custom RAL colour options available.

## denotes the first two digits of preferred CCT ranging from 1800K to 6500K by increment of 100K (ELR 100 PRO 25W LED Module, 35° Beam Angle, 3500K CCT, ProART CRI>95, Phase Dimmable Driver)

FIXTURE					SINGLE CCT LED MODULE				DRIVER
Type	IP	Colour	Reflector Color	Accessories	LED Power	Beam Angle	Colour Temp	CRI	Dimming
<b>SNOOP-4TS</b>	—	—	—	—	—	—	—	—	—
	<b>IP</b> IP66	<b>GR</b> Matt Grey	<b>GR</b> Matt Grey	<b>AGL</b> Anti-Glare Louvre	<b>100CLO</b> 13W	<b>12</b> 12°	<b>27</b> 2700K	Standard	<b>PH</b> Phase
		<b>MB</b> Matt Black	<b>MB</b> Matt Black	<b>SL</b> Soft Lens	<b>100CLE</b> 16W	<b>20</b> 20°	<b>30</b> 3000K	<b>PA</b> ProART	<b>AN</b> 0-10V
				<b>LSL</b> Linear Spread Lens	<b>100PLE</b> 25W	<b>35</b> 35°	<b>35</b> 3500K		<b>DA</b> DALI

Snoop outdoor series will ship at IP66 by default.

		<b>60</b> 60°	<b>40</b> 4000K		
		<b>50</b> 5000K			

WARM DIM LED MODULE				DRIVER
<b>100PLE</b> 25W	<b>20</b> 20°	<b>WD</b> WARM DIM	<b>PA</b> ProART	<b>PH</b> Phase
	<b>35</b> 35°			<b>AN</b> 0-10V
	<b>60</b> 60°			<b>DA</b> DALI

example: SNOOP-4TS.IP.GR.GR.AGL.100PLE.20.27.PH

\*Custom RAL colour options available.